



CREATIVITY FRAME „COLOUR DUNES“ USER MANUAL

INTRODUCTION

Congratulations on the acquisition of Creativity frame „Colour dunes“!
The creativity frame colour might be slightly different from that shown in the instruction.
Please read the instruction carefully and save it before using your creativity frame.

TECHNICAL PARAMETERS

Frame:	birch wood	Temperature regime	+5 - +45 °C
Colour:	natural	Relative humidity in the room	< 80 %
Finish	clear lacquer	Frame dimensions:	366 x 264 mm
Glass:	tempered glass, 4 mm		
Distance between the glasses:	5 mm		

Remark:

Big variations in the ambient temperature can harm the frame (It can deform, change colour, crack).

Product set

Frame with a removable upper part;
Frame holders (2 pcs.);
Funnel.

Usage

The creativity frame is a reusable item. You can fill it, empty it and refill it as many times as you want.

Before starting to use it, make sure that the product is in order and have no damages.

Hold the frame only by the side parts or the bottom part. The upper part is removable - if you grasp it, the frame can slip off and break.

Place the frame into the frame holders (pic.1) and remove its upper part (pic.2). Then place the funnel tightly into the frame (pic.3).


Attention! The surface on which you put the frame has to be smooth, in order the creativity frame can stand stable and would not slip off.



Pic. 1



Pic. 2



Pic. 3

Prepare crumbly materials to fill the frame. You can use:

- Food products (semolina, millets, buckwheat, poppy seeds, macaroni, salt, etc.);
- Sand;
- Petty things (buttons, beads, etc.)

Warning: the material that you use should be clean and safe for use.

Pour the materials into the frame and create your own picture (pic. 4). For pouring process can be used spoons, scoops, pouring in a stream between your fingers or straight from the material package / container.



Pic. 4


When the frame is filled, take the funnel off (pic.5) and carefully clean the leftover of crumbly material from the upper part of the glass (pic.6). Put the upper part of the creativity frame on (pic.7).



Pic. 5



Pic. 6



Pic. 7

Warning: if you do not clean the glass top from the crumbly material, the upper part of the creativity frame will not put on tightly.

The created picture can be placed on any flat, nonmoving surface. It is also possible to attach hooks / hangers on the frame side parts and hang "Colour dunes" on the wall.

Tips



By pouring different quantities of different types of crumbly materials, various forms and textures can be created. And at the same you can enjoy the view of colour combinations. For natural coloured paintings we recommend to use home supplies such as: salt (white colour), corn flour (yellow colour), poppy seeds (black colour), buckwheat (brown colour) and etc. To get brighter colours you can, e.g. mix semolina with coloured chalk powder.



To make your creativity frame exceptional and unique, you can also write or stick a greeting, dedication or congratulations on the glass.



By using additional tools such as brushes, paddles and etc., the user can inject them between the frame glasses, mix the crumbly material, in that way creating interesting patterns and shapes.




A coloured sheet of paper, placed between (or behind) the glasses can serve as a background of the picture. Then even by pouring a small amount of crumbly materials inside, the picture will still look finished.

Safety instructions

- Use the product only according to its intended purposes as specified in the instruction. The warranty will be invalidated if the product is used for purposes other than those for which it is intended.
- Do not use the product outdoors or in damp rooms.
- The product is fragile. It is forbidden to step on it, drop it.
- When lifting the frame, hold it only by the side parts or the bottom part. The upper part is removable - if you grasp it, the frame can slip off and break.
- Keep the product away from hot surfaces. Do not place the product near sources of heat.
- Do not leave the product on uneven, unstable surfaces, so it would not slip, fall down and break.
- Do not immerse the product in water or other fluids.
- This product can be used by persons (including children) with limited physical, sensory or mental abilities, or by persons with insufficient experience and/or knowledge, but only in case, the person, using the product is supervised by the responsible for his safety adult.
- Children can use the product only under the supervision of adults.



Warranty

Item:	CDA4-0	Producer:	Eventus group UAB
Warranty period:	24 months from the date of sales		
Date of sales:			Tel.: +370 648 01841
			E-mail.: support@jonely.eu
			www.jonely.eu